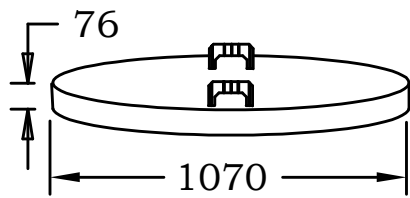


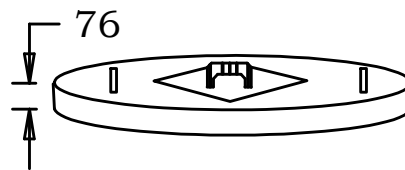
Well Ring Covers

36" Well Ring Cover

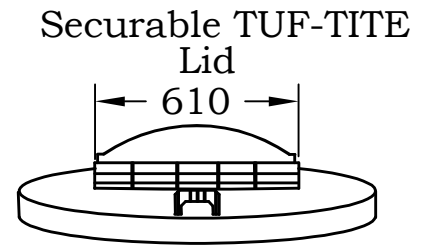
360 lbs



WRC36/S



WRC36

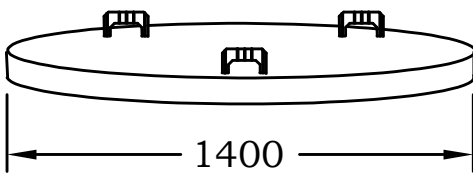


WRC36P

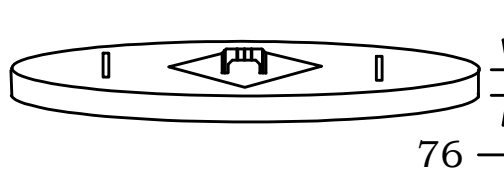
** with or without 18"x18" access cover.

48" Well Ring Cover

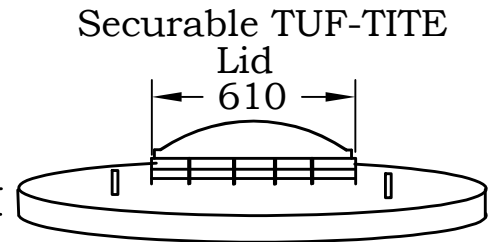
600 lbs



WRC48/S

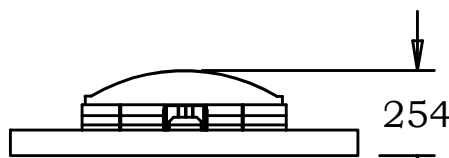


WRC48



WRC48P

** with or without 18"x18" access cover.



Well Ring Cover Height